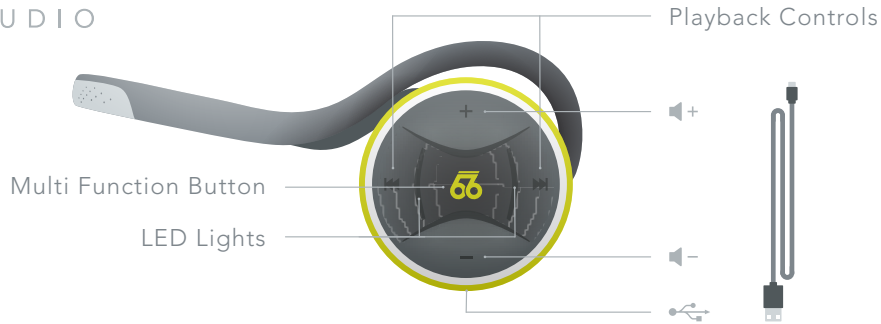


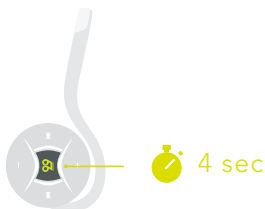
# 66 AUDIO



## PAIRING

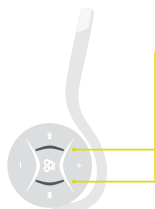
1

Press Multi Function Button for 4 seconds



2

LED lights will flash



3

Go to Settings > Bluetooth > BTS Pro



4

Tap "BTS Pro" and you're paired!



## CHARGING

1

Plug USB Type-C into BTS Pro



2

Plug other end of cable into USB outlet  
(computer or wall adapter)



## NEED MORE HELP?

[support@66audio.com](mailto:support@66audio.com)

or

[www.66audio.com/support](http://www.66audio.com/support)